

## Reduce methamphetamine demand by enhancing treatment services and increasing our responsiveness.

Te Whatu Ora (in Te Tai Tokerau), NZ Police together with community agencies lead Te Ara Oranga, the Methamphetamine Harm Reduction initiative in Northland that launched in October 2017. Te Ara Oranga is about working in a tangible and engaging style with the community and agencies, focusing on delivering a holistic approach to health and policing to produce better outcomes for all. The initiative links evidence-based health services with police prevention and enforcement activity.

### Police Action (September 2017 - March 2023)

	5.2 Years	Jan-March 2023	Total
<b>Prevention</b>			
Referrals for Treatment	1287	11	<b>1298</b>
Te Whatu Ora	1141	0	<b>1141</b>
Whānau group support	70	0	<b>70</b>
Reports of Concern	64	0	<b>64</b>
Reports of Concern for children	148	0	<b>148</b>
<b>Enforcement</b>			
Firearms seized	108	0	<b>108</b>
Arrested	377	2	<b>379</b>
Charges	2225	45	<b>2270</b>
Search Warrants	245	2	<b>247</b>
Drug tests of person on bail	444	8	<b>452</b>

### Health Action (September 2017 - March 2023)

	5.2 Years	Jan-March 2023	Total
<b>Treatment</b>			
Treatment cases	3948	185	<b>4133</b>
<b>Screening and Brief Intervention</b>			
ED screening	14280	89	<b>14369</b>
Self reported (in the last 3/12)	468	11	<b>479</b>
Users consented to a referral for support/treatment	156	2	<b>158</b>
Referral for meth use support/treatment	95	1	<b>96</b>
Agreed to a referral to address other substance use	53	1	<b>54</b>
<b>Choice (One-day Brief Intervention Programmes) &amp; Pou Whānau Connectors</b>			
Referral to Choice programme	1249	48	<b>1297</b>
Whaiora and their whānau	1306	61	<b>1367</b>
<b>Employment</b>			
Referrals	343	13	<b>356</b>
Employment	168	1	<b>169</b>
Education / Mahi	76	0	<b>76</b>
Job Retention	17	1	<b>18</b>

## Wastewater Drug Testing in New Zealand: National Overview Quarter Three: July – September 2022

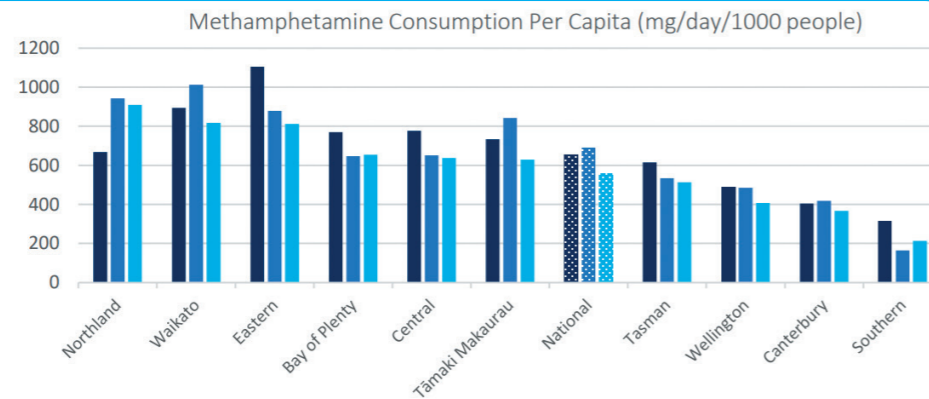
### Methamphetamine

Methamphetamine consumption decreased in Q3 2022 to an average of 13.5 kilograms per week. This was below the average quantity detected over the previous four quarters (19 percent or 3.1 kilograms below). It is likely a reduction in methamphetamine availability in New Zealand has impacted on consumption rates in August and September 2022.

#### Quarterly Per Capita Drug Consumption

By District: Q3 2022

- Q1 2022
- Q2 2022
- Q3 2022

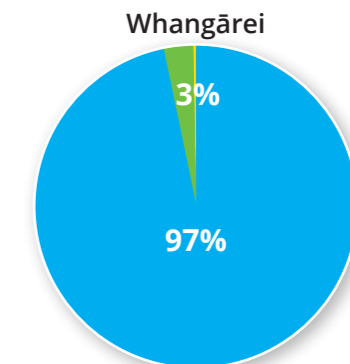
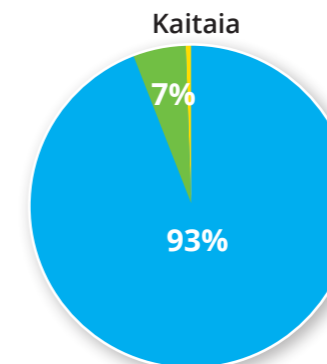


Per capita drug consumption is shown as milligrams consumed per day, per 1,000 people. As a number of locations are tested every second month, the presence or absence of data from some sites within a district will affect the total load and per capita consumption rates reported each quarter.

#### Northland Proceedings

All Offences / Meth Offences

- Methamphetamine
- MDMA
- Cocaine



Source: NZ Police Wastewater Drug Testing in New Zealand: National Overview Quarter Four: October - December 2022

The average weekly drug use pie charts show the average estimated drug use (in grams) for each commodity per district during Q3 2022. As this data is not adjusted for population, larger metropolitan areas record higher quantities of drug use per week due to the larger number of people in the catchment zone.