

Reduce methamphetamine demand by enhancing treatment services and increasing our responsiveness.

Northland DHB, NZ Police together with community agencies lead Te Ara Oranga, the Methamphetamine Harm Reduction initiative in Northland that launched in October 2017. Te Ara Oranga is about working in a tangible and engaging style with the community and agencies, focusing on delivering a holistic approach to health and policing to produce better outcomes for all. The initiative links evidence-based health services with police prevention and enforcement activity.

Police Action (September 2017 - December 2022)

	4.5 Years	Jul-Sep 2022	Oct-Dec 2022	Total
Prevention				
Referrals for Treatment	1145	76	66	1287
Te Whatu Ora	1028	57	56	1141
Whānau group support	59	4	7	70
Reports of Concern	64	0	0	64
Reports of Concern for children	148	0	0	148
Enforcement				
Firearms seized	102	6	0	108
Arrested	376	0	1	377
Charges	2225	0	0	2225
Search Warrants	226	19	0	245
Drug tests of person on bail	438	0	6	444

Health Action (September 2017 - December 2022)

	4.5 Years	Jul-Sep 2022	Oct-Dec 2022	Total
Treatment				
Treatment cases	3401	339	208	3948
Screening and Brief Intervention				
People screened	13621	352	307	14280
Self reported (in the last 3/12)	410	52	6	468
Users consented to a referral for support/treatment	144	10	2	156
Referral for meth use support/treatment	92	2	1	95
Agreed to a referral to address other substance use	52	0	1	53
Referral to Choice programme	1191	19	39	1249
Whaiora and their whānau	1116	82	108	1306
Employment				
Referrals	323	6	14	343
Employment	154	2	12	168
Education / Mahi	62	10	4	76
Job Retention	17	0	0	17

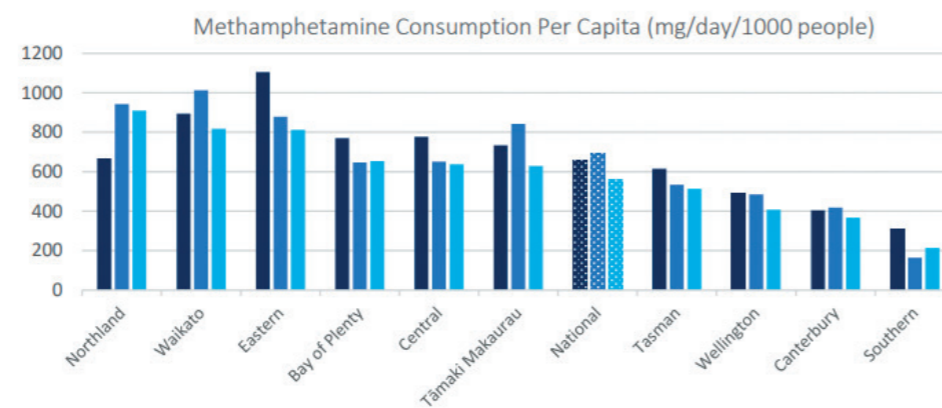
Population updates were applied in January 2022, these have impacted the per capita data for some districts.

Most notably, the population update for Northland district resulted in a 27 percent decrease in per capita consumption rates. This means the per capita results from Q1 - Q3 2022 cannot be directly compared with results from previous reports.

Quarterly Per Capita Drug Consumption

By District: Q3 2022

■ Q1 2022
■ Q2 2022
■ Q3 2022



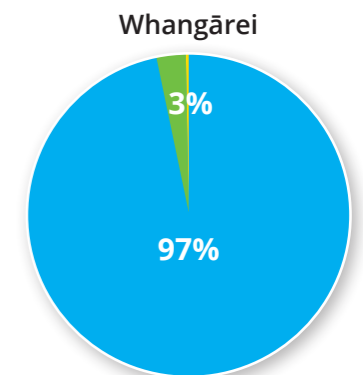
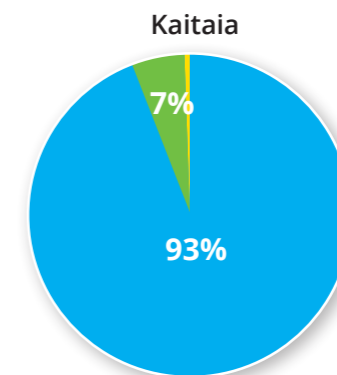
Source: NZ Police Report Dec 2022

Further information is available from the NDIB. Additionally, Kaitaia was unable to be sampled during Q1. This has also impacted the per capita consumption rates for Northland in Q1.

Northland Proceedings

All Offences / Meth Offences

■ Methamphetamine
■ MDMA
■ Cocaine



Source: NZ Police Wastewater Drug Testing in New Zealand: National Overview Quarter Four: October - December 2022

The graphs below illustrate the proportion of drug use detected within catchment areas during Q3 2022.